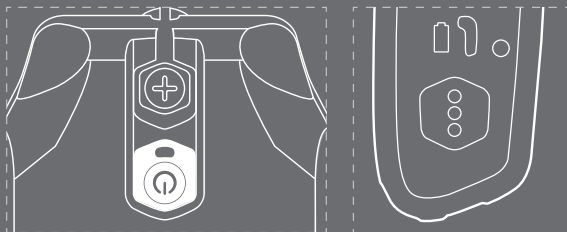


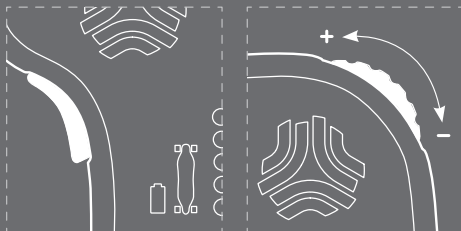
3 STEPS TO GET RIDING:

Read the warnings located on your board and at the beginning of the manual. Find a flat, open area with smooth pavement for your first ride. Always wear a helmet.



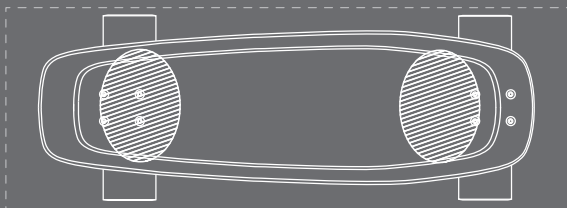
1. POWER ON AND OFF

Press the Multi-Button/Power Button for 2 seconds.



2. THE REMOTE

Hold the Engage Button to activate the motor. Roll the Throttle Wheel forward to accelerate. Roll the Throttle Wheel backward to brake and reverse.



3. RIDE TIPS

- Place one foot over each truck.
- Keep a low center of gravity.
- Move the Throttle Wheel in small increments.
- Lean forward when accelerating.
- Lean backwards when braking.

For more detailed information refer to the manual or visit boostedboards.com.

Para obtener informaciones más detalladas, consulta el manual o visita boostedboards.com.

Pour des renseignements plus détaillés, veuillez consulter le manuel ou visitez boostedboards.com.

Weitere Auskünfte findest du in der Anleitung und auf boostedboards.com.

TRACK YOUR RIDE.



DOWNLOAD THE BOOSTED APP

- Estimate your range
- Share your mileage
- Register your board
- Check for updates
- Learn more about getting started

